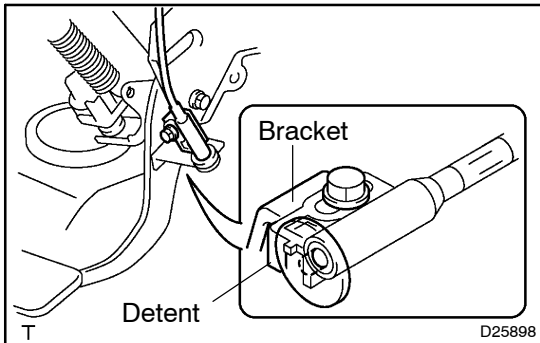


ADJUSTMENT

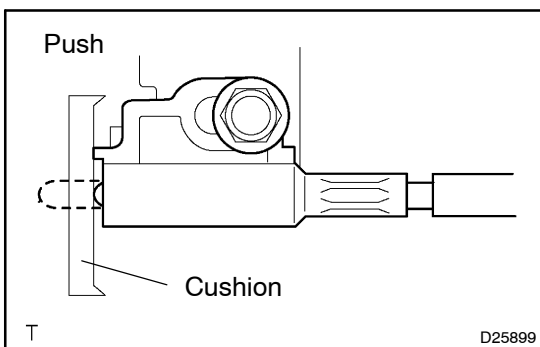


1. INSPECT COLUMN SHIFT PARKING LOCK CABLE ASSY

- (a) Loosen the parking lock cable clamp bolt.

NOTICE:

Be sure that the detent for the parking lock cable does not get on the brake pedal bracket.

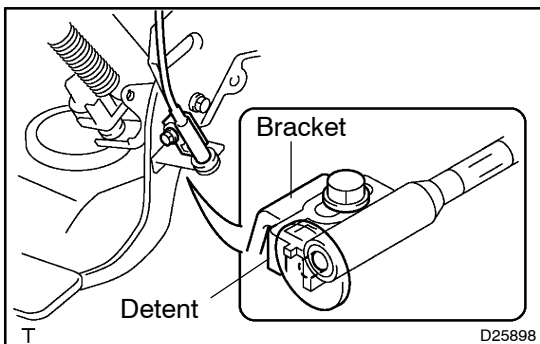


- (b) Tighten the bolt by pushing the cable for the parking lock cable to the cushion with releasing the brake pedal.

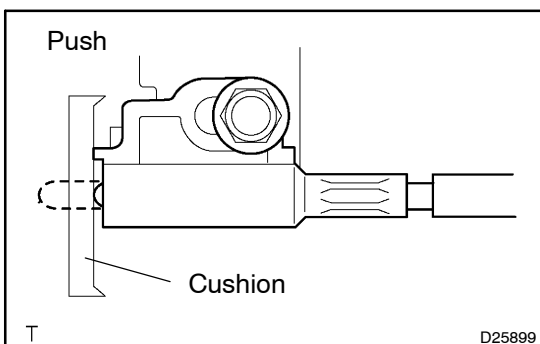
Torque: 8.0 N·m (82 kgf·cm, 71 in·lbf)

2. ADJUST COLUMN SHIFT PARKING LOCK CABLE ASSY

- (a) Turn the ignition switch ACC and shift the shift lever to the P range.



- (b) Check that the turning stopper for the easing of parking lock cable does not run on the brake pedal bracket.



- (c) Check that the casing for the parking lock cable hits the cushion.